



Conveyor Dishwashing machine / Korbtransportmaschine
AC2P

Tel.: +49 40 600 094 680 E-Mail.: info@wesco-navy.de

Conveyor Dishwashing machine AC2P

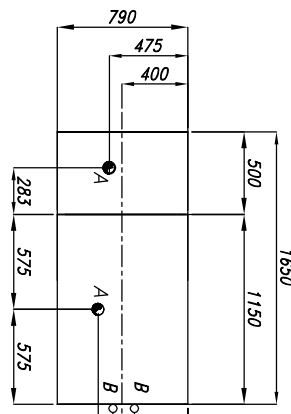
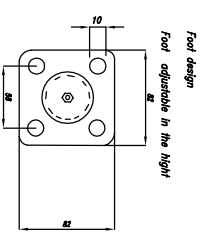
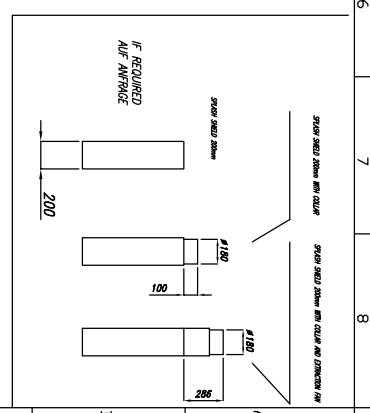
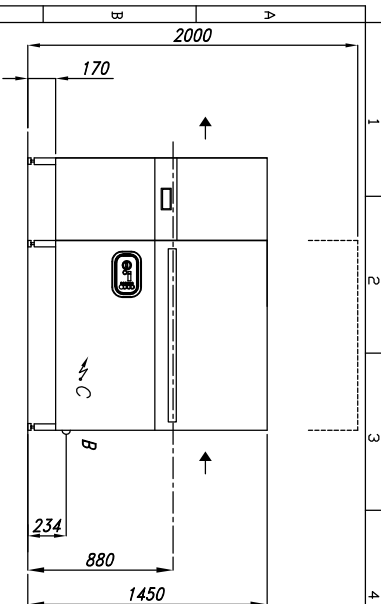
Total capacity.....34,5 KW
=====

Marine Execution

Connection : 34,5 KW
Wash zones : Prewash, wash,
Final rinse
Capacity/h. : Up to 150 racks.
Tank capacity : 125 litres
Waterconsumpt. : 300 l/ h
Programme : 2 speeds
(100/150 racks/h.)

Drainsystem : **Gravidity drain**

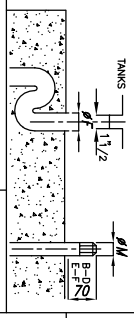
- With drying unit.
- Wide inspection door on the front for easy access.
- Front, top and sides made of stainless steel.
- Selfdraining wash pumps for maximum hygiene.
- Tank design with rounded corners to avoid dirt built-up.
- Wash arms made of CNS.
- Side tables on request.



① RECOMMENDED WORKING POSITIONS – PATHS FOR SERVICE INTERVENTIONS ② START/STOP/EMERGENCY BUTTON ③ CONTROL BOX
FOR CONSUMPTIONS: WATER-STEAM-ELECTRICAL POWER-STEAM-ELECTRICAL ABSORPTION WALL SWITCH-ELECTRICAL TANKS-SEE TECHNICAL DATA SHEET
* ONLY FOR STEAM HEATED MACHINES

CONNECTIONS

A	TANKS DRAIN – TANKABLAUF	100mm	Ø F	E*	STEAM INLET – DAMPFZUHLAUF	>0,5/2 BAR	1 1/2"	Ø M
B	WATER INLET – WASSERZUHLAUF	-2/4BAR	3/4"	Ø M	STEAM OUTLET – DAMPFABLAUF		3/4"	Ø M
C	ELECTRICAL CONNECTION – ELEKTROANSCHLUSS	3/4"			WATER INLET – WASSERZUHLAUF	20/90°C	3/4"	Ø M
D	COLD WATER INLET – KALTWASSERZUHLAUF	3/4"						



MODEL:
AC2P
WESCO Navy
Homburg

Tel.: +49 40 600 094 680 Fax: +49 40 536 75 01 E-Mail: info@wesco-navy.de
- This is a CAD produced drawing